

Download

Download

Preview MDBG Chinese Reader 6 (beta).

1. Enter your email address:

Please enter a valid email address - [About Chinese Reader 6 Beta](#)

2. Click on the **Download** button to agree with the [License Agreement](#)

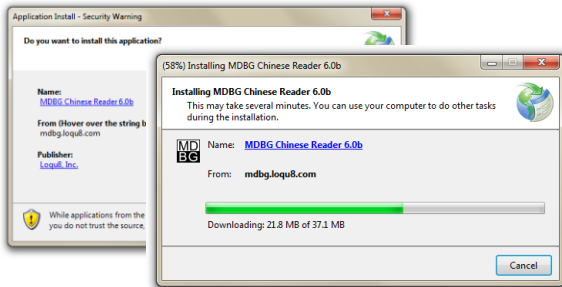
Download

Download MDBG Chinese Reader 6 from:

<http://mdbg.loqu8.com/download/downloadCR6.php>

1. Enter your email address. Your license key will be sent to this address.
2. Click **Download** and **Run** (or **Save**).

Install



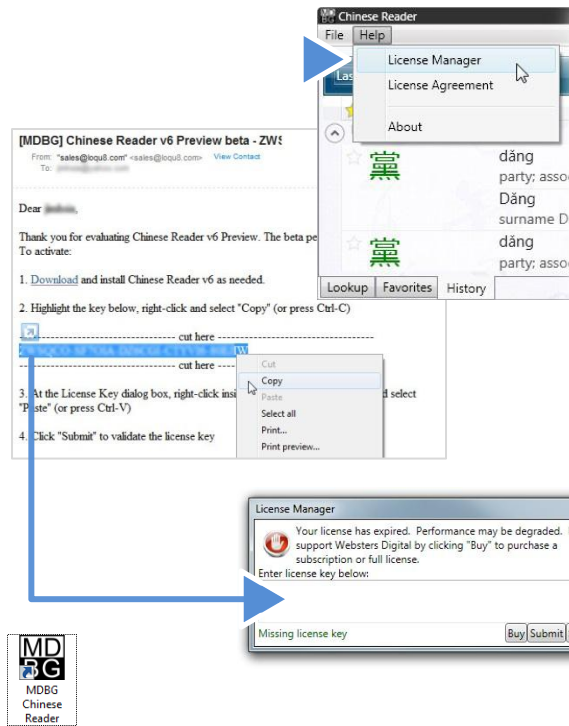
Click **Install** and follow the on-screen instructions. Restart your computer when installation is completed.

System Requirements

- Microsoft Windows 7, Vista, XP or Server 2008
- Microsoft .NET 3.5 *
- AR PL New Sung font with both traditional and simplified characters (recommended*)

* **TIP:** Get these free downloads from <http://mdbg.loqu8.com/free.htm>

Activate



Start *Chinese Reader* by double-clicking on the MDBG program icon on your desktop

To *activate* your software:

1. From the Chinese Reader main window, choose **Help** > **License Manager**
2. Inside the License Manager dialog box, enter your license key. **TIP:** copy and paste the 44-character key from your email.
3. Click **Submit**. In about a minute, your license will be activated. Click **Continue**.

To purchase a license, visit: <http://mdbg.loqu8.com/buy.htm>

Support



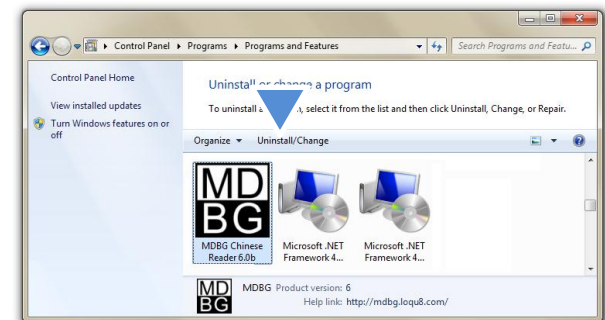
Chinese Reader is supported by MDBG and a community of users. Visit the support center at:

<http://mdbg.loqu8.com/forums/viewforum.php?f=3>

You'll find tips, answers to frequently asked questions (FAQ) and more. Limitations of the beta version are also described here:

<http://mdbg.loqu8.com/download/cr6.faq.htm>

Uninstall



To uninstall MDBG Chinese Reader:

1. In Control Panel, select **Uninstall a program**.
2. Select *MDBG Chinese Reader* and **Uninstall/Change**.
3. Choose **Remove the application from this computer**.
4. Click **OK**.