

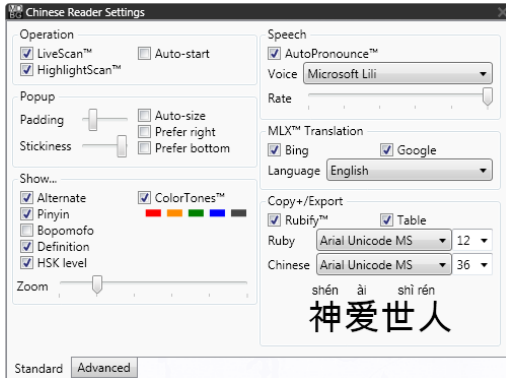
### Settings



赵本山助阵“红歌中国行”

Change settings

Click the *Settings* icon to change Chinese Reader’s settings for general, display, speech and Copy+/Export preferences.



Click the **X** (top right corner) to close this dialog box.

### General

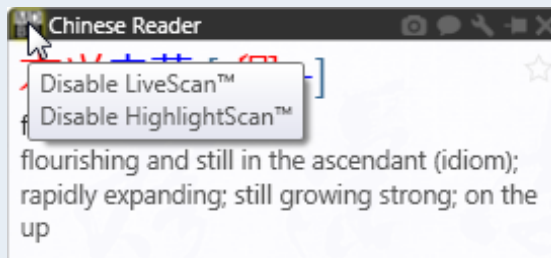
- **LiveScan™**: Hover your mouse over Chinese text and Chinese Reader opens a pop-up window. Un-check to disable this function.
- **HighlightScan™**: Highlight a range of text for Chinese Reader. Un-check to disable this function.
- **Auto-start**: Check to enable Chinese Reader to launch automatically when your computer starts up.

### Popup

- **Padding**: Distance from mouse pointer to popup windows (LiveScan, HighlightScan) .
- **Stickiness**: Greater values makes it easier to click and take actions in the popup windows, but slows responsiveness when moving word to word.
- **Auto-size**: Let Chinese Reader automatically size the LiveScan and HighlightScan windows according to content.
- **New! Prefer right or bottom**: LiveScan’s and HighlightScan’s default window position is the upper left position of your mouse cursor. Check right or bottom to position windows differently.

### Speech

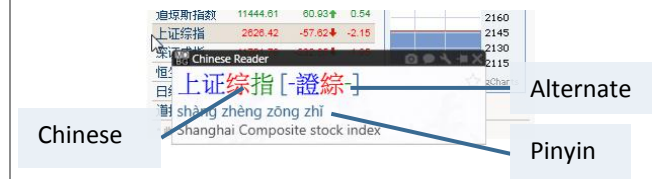
- **New! AutoPronounce™**: Immediately pronounces the Chinese word in LiveScan. In HighlightScan, the word is pronounced when the mouse pointer hovers over the word.
- **New! Voice**: Choose from Microsoft Simplified Chinese (default), Microsoft Lili (Windows 7/Vista Ultimate) and other SAPI text-to-speech voices. Bing voices require an Internet connection.
- **New! Rate**: Move slider left to slow down the pronunciation of words in Chinese.



Toggle LiveScan on/off by clicking the MDBG icon. Right-click to view options.

### Show

- **Pinyin**: Shows pinyin phonetics (most popular).
- **Bopomofo**: Shows zhuyin fuhao (common in Taiwan).
- **New! Definition**: Shows English meanings from the MDBG Chinese-English Dictionary.
- **New! HSK level**: Chinese proficiency level (1-6) for the Hanyu Shuiping Kaoshi exam. Levels 5 and 6 are advanced; levels 1-2 are elementary.
- **ColorTones™**: Chinese characters are shown with colors corresponding to each of the 5 tones in Mandarin Chinese.
- **Enhanced! Zoom**: Enlarges the Chinese text and English definitions. Ideal for viewing character details in classrooms.



### Copy+/Export

Chinese Reader 6 can now generate *customized study lists*—in seconds.

From *LiveScan*, *HighlightScan* or *Main* windows, right-click on an entry and choose **Copy+** or **Export**. Chinese Reader generates a formatted table that’s ready to be viewed, edited or printed in Microsoft Word or Excel.

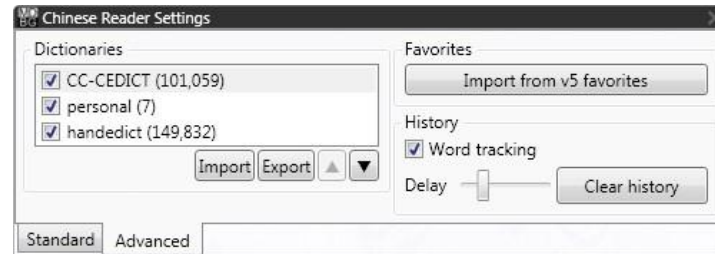
- **New! Rubify™**: When enabled, adds a formatted row of Pinyin and Chinese (“rubytext”). For TXT, Unicode TXT (Tab), CSV and HTML formats only.
- **New! Table**: When enabled, creates a formatted table with Simplified, Traditional, Pinyin, Bopomofo and English entries for each word in the LiveScan, HighlightScan and Main windows. Not supported in RTF, CEDICT and ZDT export formats.

## Chinese Reader Editions

Choose the edition that has the features you want for your home, school or business.

|   | Pro<br><i>Most complete tools to grow your business</i> | Standard<br><i>Understanding and learning just got easier</i> |
|---|---|---|
| Hover mouse over Chinese text (LiveScan™)               | Yes   | Yes   |
| Select a range of text (HighlightScan™)                 | Yes   | Yes   |
| Work with websites, email, chat and documents           | Yes   | Yes   |
| Lookup 100,000+ entries from Chinese-English dictionary | Yes   | Yes   |
| Create/delete custom dictionary entries                 | Up to 200,000   | --  |
| Integrate multiple dictionaries with popups and lists   | Yes   | --  |
| Share custom dictionaries with others                   | Yes   | --  |
| Mandarin text-speech voices                             | 3   | 2   |
| Track words seen automatically                          | Yes   | --  |
| Auto-translate Chinese and English into 34 languages    | Yes   | Yes   |
| Do more with Lookup, Favorites and History lists        | Yes   | Lookup and Favorites  |

The Advanced tab includes settings that are available with select versions of MDBG Chinese Reader.



## Dictionaries

**Enhanced!** Chinese Reader's custom dictionaries can now support 200,000 entries. When adding new entries, start with auto-translations from Bing and Google Translate. For the first time, show multiple translation dictionaries (e.g, Chinese-German) at the same time in popups and lists.

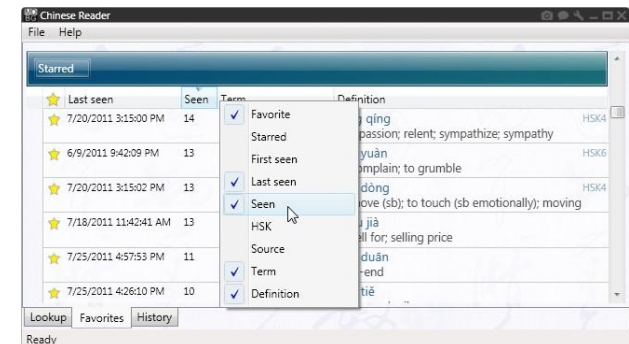
- Uncheck a dictionary to hide its entries in all Chinese Reader windows and lists. The total number of valid entries is shown in parentheses. To delete a dictionary from the list, right-click and choose Delete. The CC-CEDICT dictionary cannot be deleted
- **Enhanced! Import:** Chinese Reader will import CEDICT and ZDT-formatted dictionary files
- **Export:** Chinese Reader will export dictionaries in CEDICT format with CDT, TXT and DOC file extensions
- **New! Up/Down:** Prioritize the entries from each dictionary by clicking the up and down arrows

## Favorites

**New!** Upgrading from MDBG Chinese Reader 5? After installing Chinese Reader 6, click **Import from v5 favorites**. In a few moments, your favorite words will be added to the Favorites list.

## History

- **New! Word tracking:** Chinese Reader tallies and timestamps every view (after a pre-set delay) and interaction (copy, pronounce, etc.). *Seen* is the field name that keeps this tally. First seen and Last seen are the timestamps. These may be displayed in any list (Lookup, Favorites, History). Un-check to disable tracking
- **New! Delay:** The time interval (in seconds) before a word is considered "viewed" by you. This is the same delay before Auto-Pronounce speaks the word(s).
- **New! Clear History:** Erases the logs tracking your activities



Right-click on a column header to enable or disable fields, including *Seen*, *Last Seen* and *First Seen*.