



Chinese Reader

For Microsoft Windows

Feature Highlights

Version 5.5

Live Scan

Highlight
scan

Multi-language
extensions
MLX

Ruby Text | 中文
Zhōng wén



x64
native 32/64-bit
application

Custom
Dictionary

Pronounce
Chinese 中文



MDBG Chinese Reader is a powerful, instant translator for people who want to read, understand and learn Chinese.

Language experts agree that immersion is the best way to understand and learn languages. As you interact with Chinese text, you'll gain a richer, more complete understanding. Choose your content and learn at your own pace—fast or slow. Point your mouse at Chinese text in emails, chats, documents and Chinese Reader immediately explains the Chinese word or phrase.

Hover your mouse over Chinese text and let Chinese Reader explain everything for you. Eliminate manual “copy-and-paste” translations and web searches.

- Simplified and traditional Chinese
- Choice of Pinyin or Bopomofo phonetics
- Hear pronunciations in Mandarin Chinese
- See real examples from popular Chinese news and websites

Navigate Chinese websites, read email and more. Chinese Reader provides instant dictionary-based translations everywhere: on a website, inside an email, within a Microsoft PowerPoint presentation or even a PDF e-Book.

HighlightScan



Learn more by reading popular Chinese news and websites in Chinese. Search for topics of interest to you—without typing Chinese. With about 100,000 words, phrases and names, Chinese Reader helps you master Chinese by focusing on only the areas that interest you. As your interest deepens, Chinese language and culture start to come to life.

Highlight text to open a pop-up window. The reading panel on top shows you the Chinese text with phonetics (Pinyin). Hover your mouse over the words and the lower detail panel displays the dictionary definition.



Highlight a range of text and let Chinese Reader teach you the meaning of each word and phrase

New!

Multi-language extensions

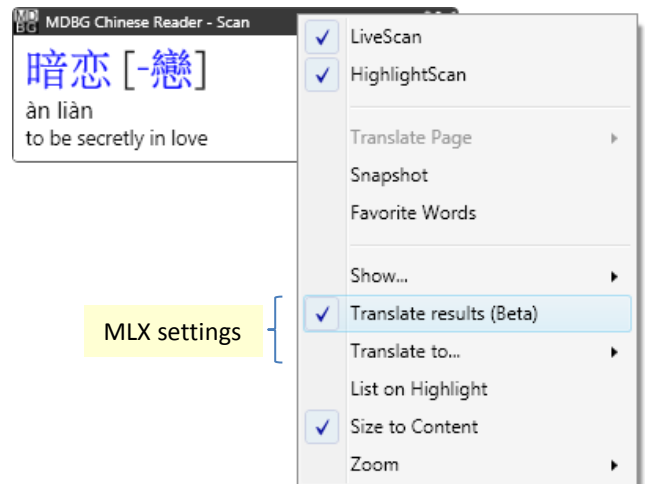
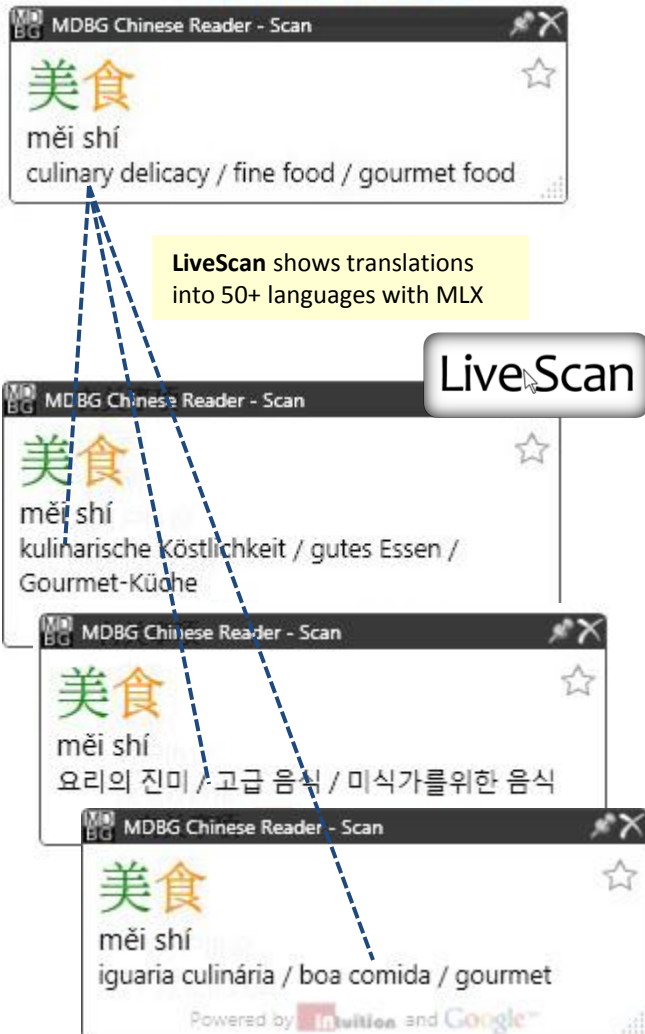


亚洲顶尖美食年末盘点

Chinese Reader is ideal for people who know English and want to understand and learn Chinese. What if English isn't your native (or best) language?

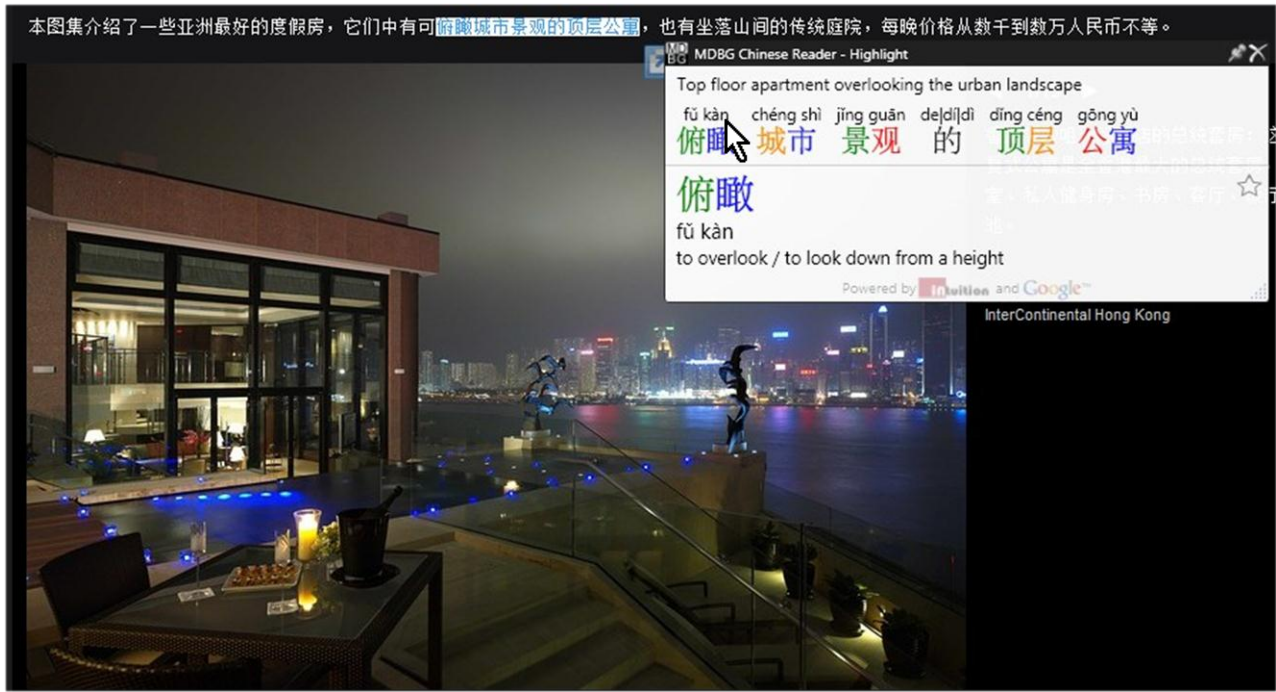
Glide your mouse over Chinese and the *LiveScan* window instantly displays definitions that are *auto-translated* into German, Russian, Malay or Korean.

Translate phrases and sentences automatically with MLX. Powered by Intuition™ and Google® Translate, Chinese Reader presents a “best guess” **auto-translation** of the selected Chinese text.



When *Translate results* are turned **on**, Chinese Reader uses the capabilities of Google® Translate. An Internet connection is required. To set the MLX auto-translation settings, right-click the Chinese Reader window to open the options menu.

In the example above, MLX auto-translates into German, Korean and Portuguese languages.



With *HighlightScan*, MLX adds full text translation at the top of the window. This new feature helps users quickly grasp the overall meaning of the highlighted word(s) or phrase. Hover your mouse over the Chinese text to view details and nuances.



Word translation (LiveScan window)

Full text auto-translation (HighlightScan window)



Chinese Reader will help you learn Chinese from these **50+ languages**: Afrikaans, Albanian, Arabic, Belarusian, Bulgarian, Catalan, Croatian, Czech, Danish, Dutch, English, Estonian, Filipino, Finnish, French, Galician, German, Greek, Haitian (Creole), Hebrew, Hindi, Hungarian, Icelandic, Indonesian, Irish, Italian, Japanese, Korean, Latvian, Lithuanian, Macedonian, Malay, Maltese, Norwegian, Persian, Polish, Portuguese, Romanian, Russian, Serbian, Slovak, Slovenian, Spanish, Swahili, Swedish, Thai, Turkish, Ukrainian, Vietnamese, Welsh and Yiddish.

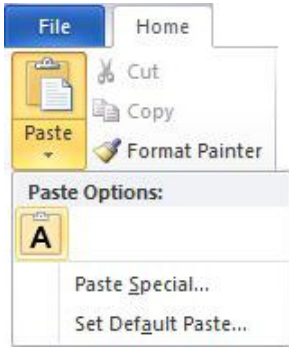
New!

Ruby text



Guǎng zhōu yà yùn dà xióng māo zhèng shì zhǎn chū
广州 亚 运 大 熊 猫 正 式 展 出

Ruby text is annotation that is placed near the Chinese text to help the reader gain familiarity with the word and pronunciations. Used in both formal and informal learning environments, these annotations act as “subtitles.”



Over time, users and learners will begin to develop associations and gain literacy in Chinese. Chinese Reader generates ruby text with Pinyin or Bopomofo phonetics.

jì suàn jī yú|yù|yǔ wài shè
计算机 与 外设

Popular uses for ruby text include:

- presentations
- vocabulary and pronunciation guides
- music lyric sheets
- personal study guides

Paste ruby text (Pinyin or Bopomofo) generated by Chinese Reader into Microsoft Word, Excel or PowerPoint for formatting

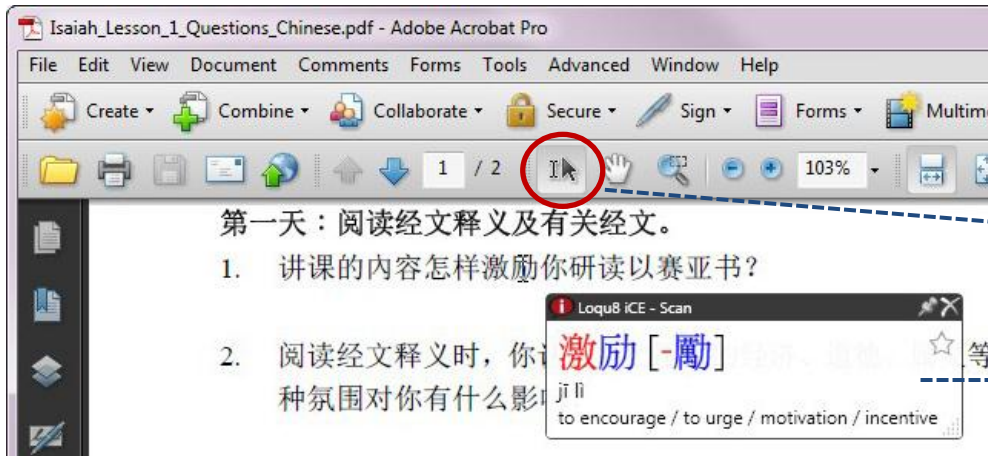
By highlighting Chinese text, Chinese Reader’s HighlightScan mode **generates** the ruby text. Just paste the selected text into Microsoft® Excel for editing. Transfer the ruby text into PowerPoint or Word for advanced text and table formatting. In minutes you’ll have high-quality text suitable for presentations and handouts.

与	yǔ
外设	wài shè
通信网络	tōng xìn wǎng luò
小	xiǎo
家电	jiā diàn
数字电视	shù zì diàn shì
电子商务	diàn zǐ shāng wù

Format ruby text in either orientation (horizontal and vertical) and with Pinyin or Bopomofo phonetics

New!

Reading PDF files



Choose the **text selection** tool

LiveScan in PDF with Adobe Acrobat

Chinese Reader can now work with many documents in text-based PDF format.

To view a PDF file in Windows, Adobe Reader or compatible PDF viewer is required. Chinese Reader supports unrestricted, text-based PDF documents with standard encoding. Documents with password-protection or custom font encoding are not accessible.



HighLightScan in PDF using Nitro PDF Reader

1. Choose the **text selection** tool. This is **not** the same as the **type text** tool for adding annotations.
2. Depending on your PDF viewer, hover your mouse over Chinese text (LiveScan) or highlight Chinese text (HighlightScan text). The Chinese Reader window will display translations.

If the text cannot be selected, copied and pasted into the Windows Notepad or Microsoft Word, then Chinese Reader cannot work with this document.

Download

Free PDF viewers are available from:

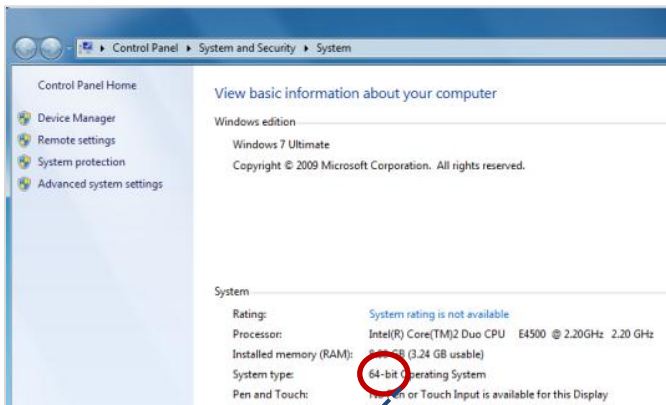
- **Adobe Reader:** <http://get.adobe.com/reader/>
- **Nitro PDF Reader:** <http://www.nitroreader.com/>
- **Foxit Reader:** <http://www.foxitsoftware.com/pdf/reader/addons.php>



New!

Native 32/64-bit

x64
native 32/64-bit
application



64-bit operating system

Windows 64-bit users may use either Microsoft Internet Explorer x86 or x64. Previous versions of Chinese Reader only supported LiveScan with x86 applications

If your Windows computer is equipped with 4GB or more for memory, the factory probably shipped it with a 64-bit version of Microsoft Windows 7 or Windows Vista. Chinese Reader v5.5 now runs as a 64-bit application for greater compatibility with other 64-bit applications, including Microsoft Office, Internet Explorer.

Who Needs 64-bit Software?

While the preponderance of software for Windows PCs run in 32-bit mode, most new computers since the mid 2000s have been equipped with 64-bit microprocessors, including:

- AMD64™: Opteron, Phenom II, Turion and Athlon 64 families
- Intel64™: Pentium 4 and Core (2, i3, i5, i7) families

Achieving full benefits 64-bit hardware requires a 64-bit *operating system* (e.g., Microsoft Vista x64 and Windows 7 x64) and 64-bit *applications* (like Chinese Reader). Most 32-bit applications, including earlier versions of Chinese Reader (before version 5.5), will run in the 64-bit environment but with slightly reduced performance and functionality.

Installing and Using Chinese Reader

To minimize installation confusion, MDBG ships Chinese Reader with integrated x86 and x64 support. Chinese Reader automatically detects and uses the appropriate 32-bit or 64-bit components of the code. When upgrading your system to 64-bit Windows, just re-install Chinese Reader for best performance.

Enhanced

Custom translation dictionary



Highlight text for instant translations

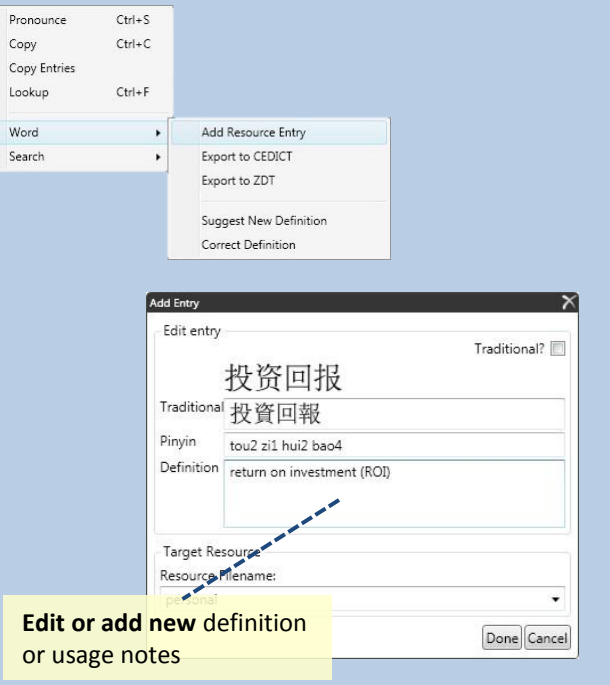


Take advantage of new features in Chinese Reader Version 5.5 (like MLX) to enhance your understanding of Chinese. Use HighlightScan to quickly understand Chinese text, you will come across words, names and phrases that are not in the default Chinese-English dictionary. With *Translate Results* enabled, you'll see an auto-translation of the text into English (and other languages).

Add or customize the word(s) in your personal translation dictionary. Right-click and choose *Add Resource Entry*. Complete the dialog box and click Done.

Hover your mouse over the same phrase and observe that it now features your custom definition. The Professional Edition supports up to 10,000 new entries (words and phrases) and allows you to manage (import/export, enable/disable) groups of entries. You may also share entries with other Pro users or export them into flashcard programs.

Chinese Reader - Professional Edition is the ideal choice for professional translators, business users, advanced students and universities. Customize the translation dictionary with new words/phrases, definitions and custom usage notes. Manage lists of works as custom resources that can be selectively enabled/disabled, imported/exported.



Edit or add new definition or usage notes



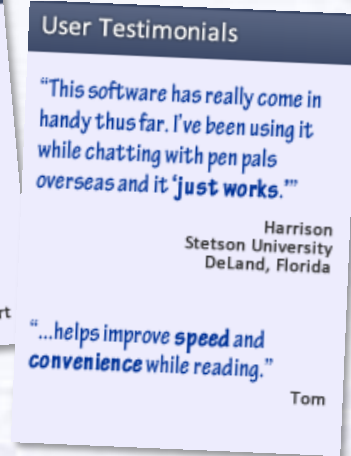
New definition or usage notes



Chinese Reader

Try MDBG Chinese Reader FREE for 15 days.

Enjoy all the features, including Professional Edition and Version 5.5 enhancements, with no restrictions.



<http://mdbg.loqu8.com/>

System Requirements

- Microsoft Windows 7, Vista, XP, or Server 2008
- x86 (32-bit) or x64 (64-bit) processor
- Internet connection for MLX web services, program updates and activation

For more information, visit mdbg.loqu8.com or email chinesereader-info@mdbg.net

Copyright © 2011 MDBG. All rights reserved worldwide.

No portion of this document may be reproduced in any form, by any means or translated into any language in any form by any means without prior written permission from MDBG.

0111 Rev A2